



YiIEC

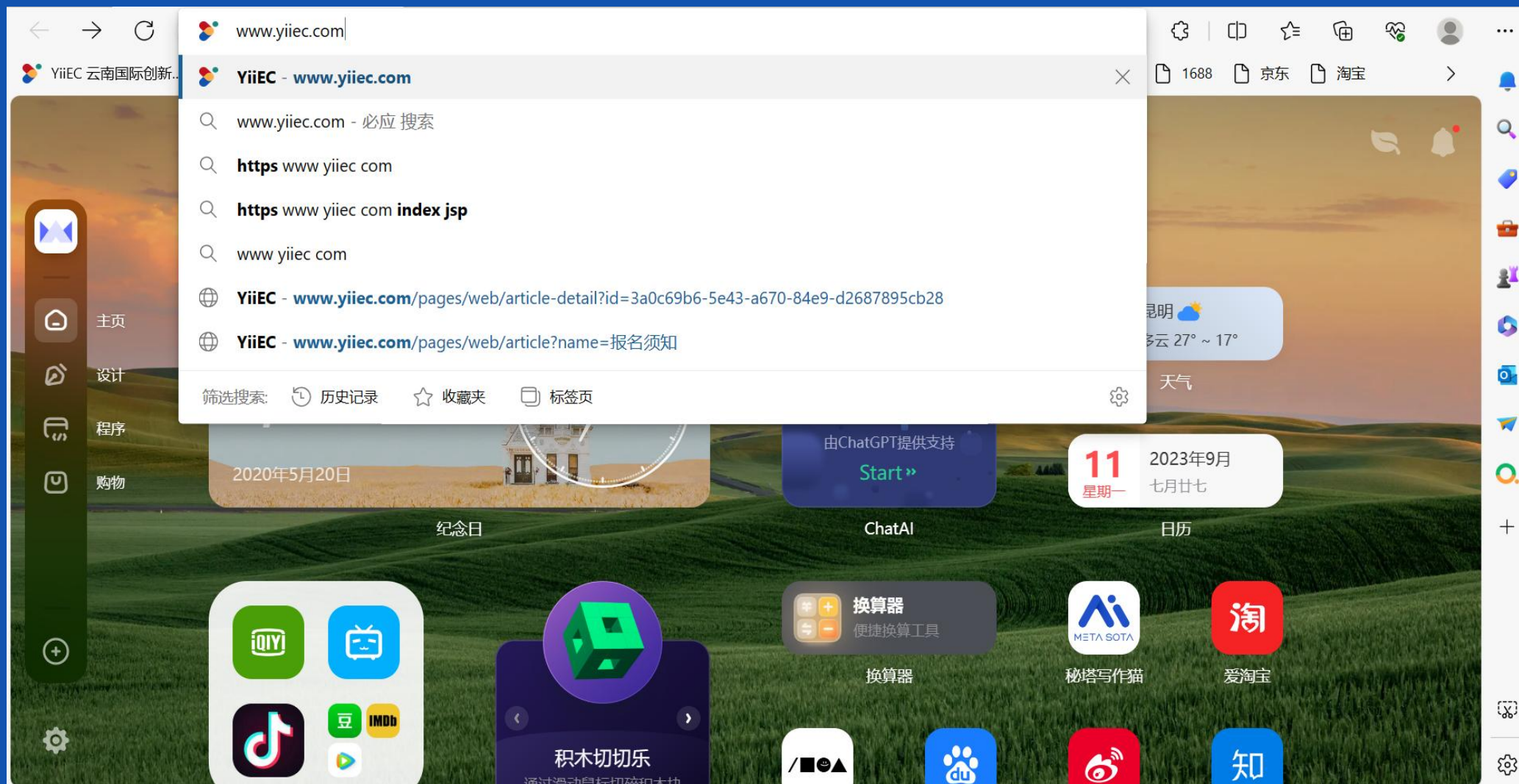
汇创彩云南，全球共启航。
INNOVATIVE YUNNAN, EMBARKING ON A GLOBAL JOURNEY.

第二届云南国际创新创业大赛

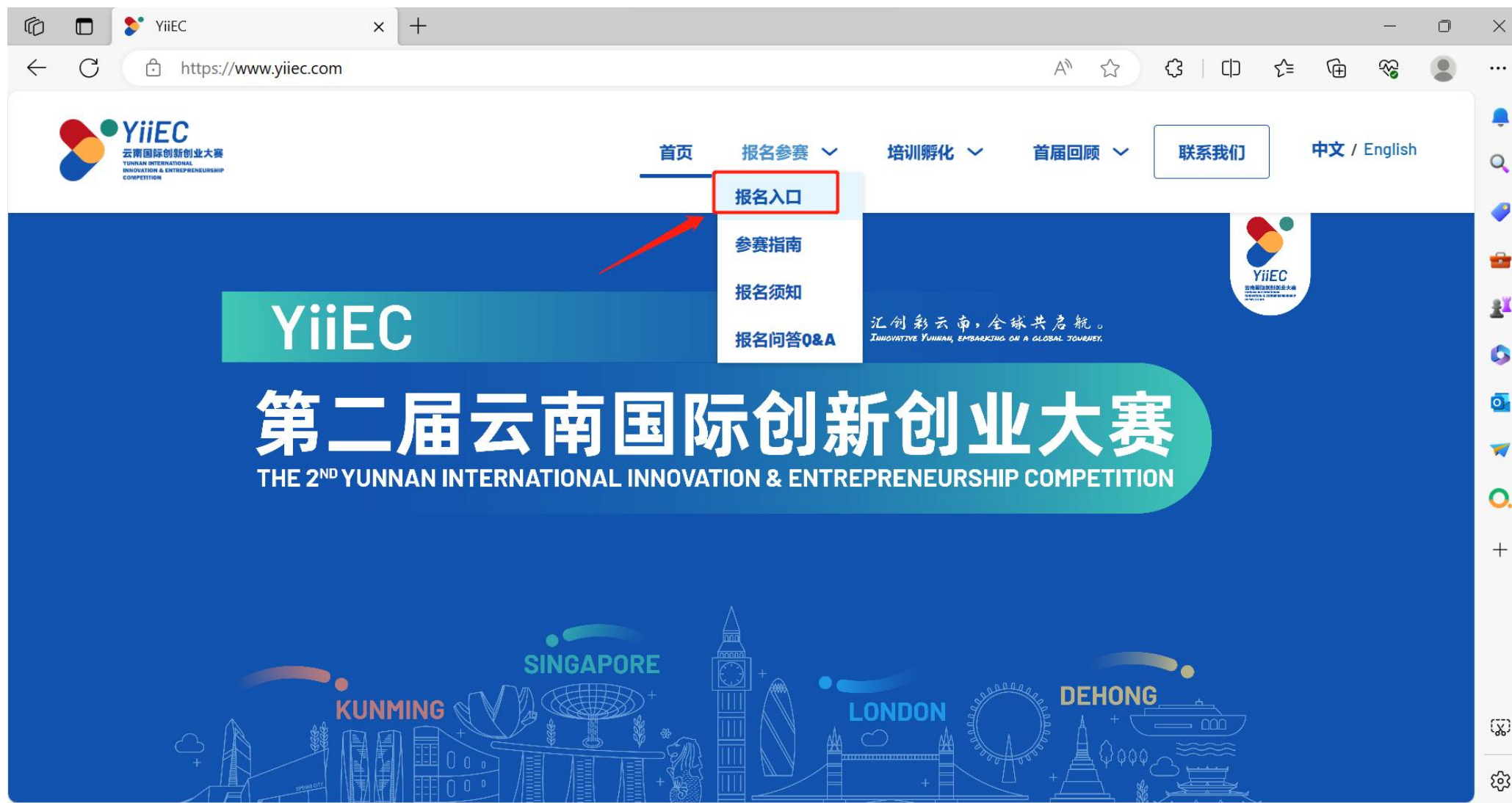
THE 2ND YUNNAN INTERNATIONAL INNOVATION & ENTREPRENEURSHIP COMPETITION



打开浏览器输入大赛报名网址www.yiiec.com,进入大赛报名页面。

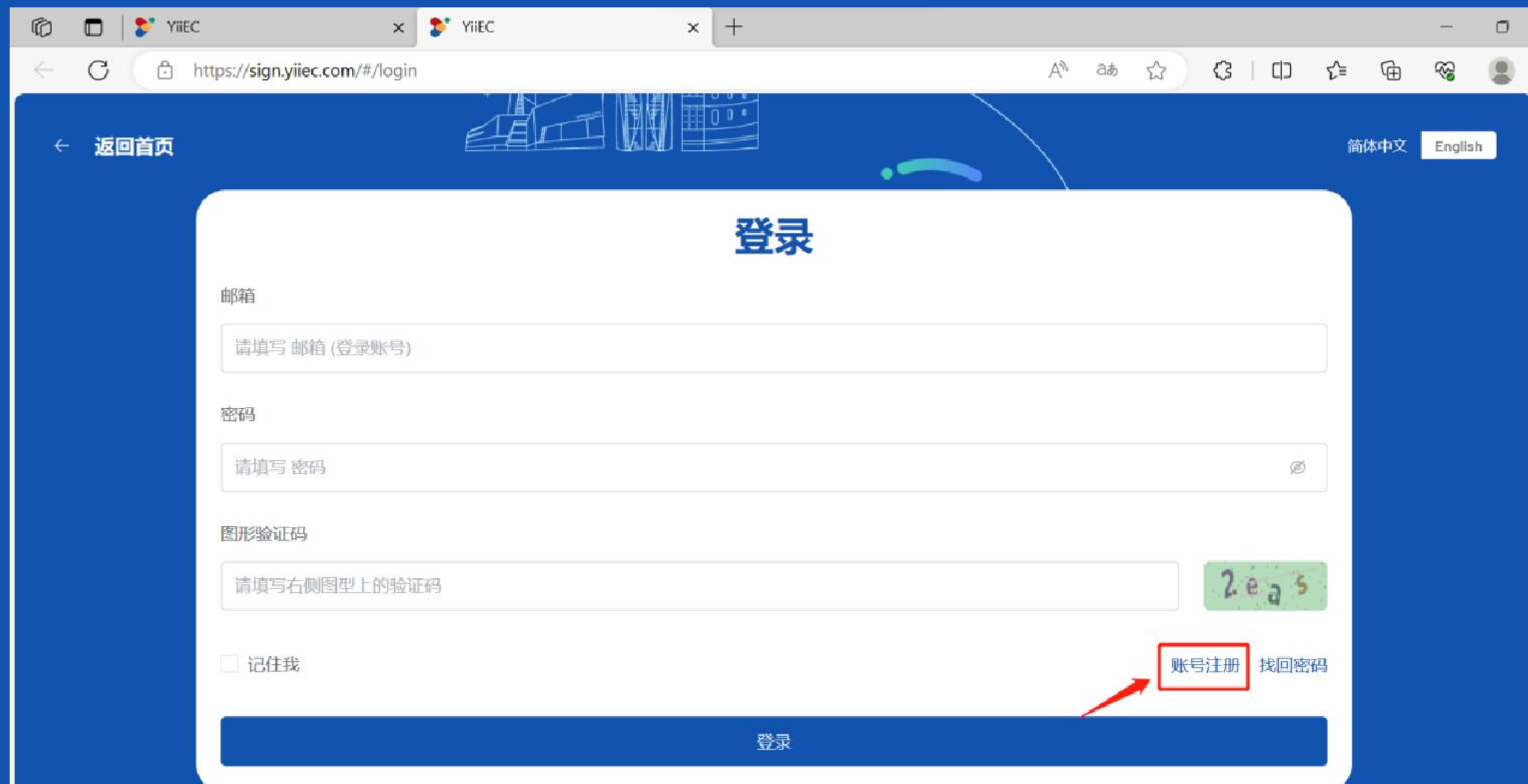


跳转到大赛页面，点击报名参赛的下拉箭头，点击报名入口。



The screenshot shows the YiieC website homepage. The browser address bar displays <https://www.yiiec.com>. The navigation menu includes: 首页 (Home), 报名参赛 (Registration) with a dropdown arrow, 培训孵化 (Training & Incubation) with a dropdown arrow, 首届回顾 (First Edition Review) with a dropdown arrow, 联系我们 (Contact Us), and 中文 / English. The dropdown menu for '报名参赛' is open, showing options: 报名入口 (Registration Entry), 参赛指南 (Competition Guide), 报名须知 (Registration Notice), and 报名问答Q&A (Registration Q&A). A red box highlights '报名入口', and a red arrow points to it from the text above. The main banner features the YiieC logo, the text '第二届云南国际创新创业大赛' (The 2nd Yunnan International Innovation & Entrepreneurship Competition), and 'THE 2ND YUNNAN INTERNATIONAL INNOVATION & ENTREPRENEURSHIP COMPETITION'. Below the banner, there are illustrations of cities: KUNMING, SINGAPORE, LONDON, and DEHONG.

跳转至报名入口后，如图示点击账号注册。




← 返回首页 简体中文 English

登录

邮箱
请填写 邮箱 (登录账号)

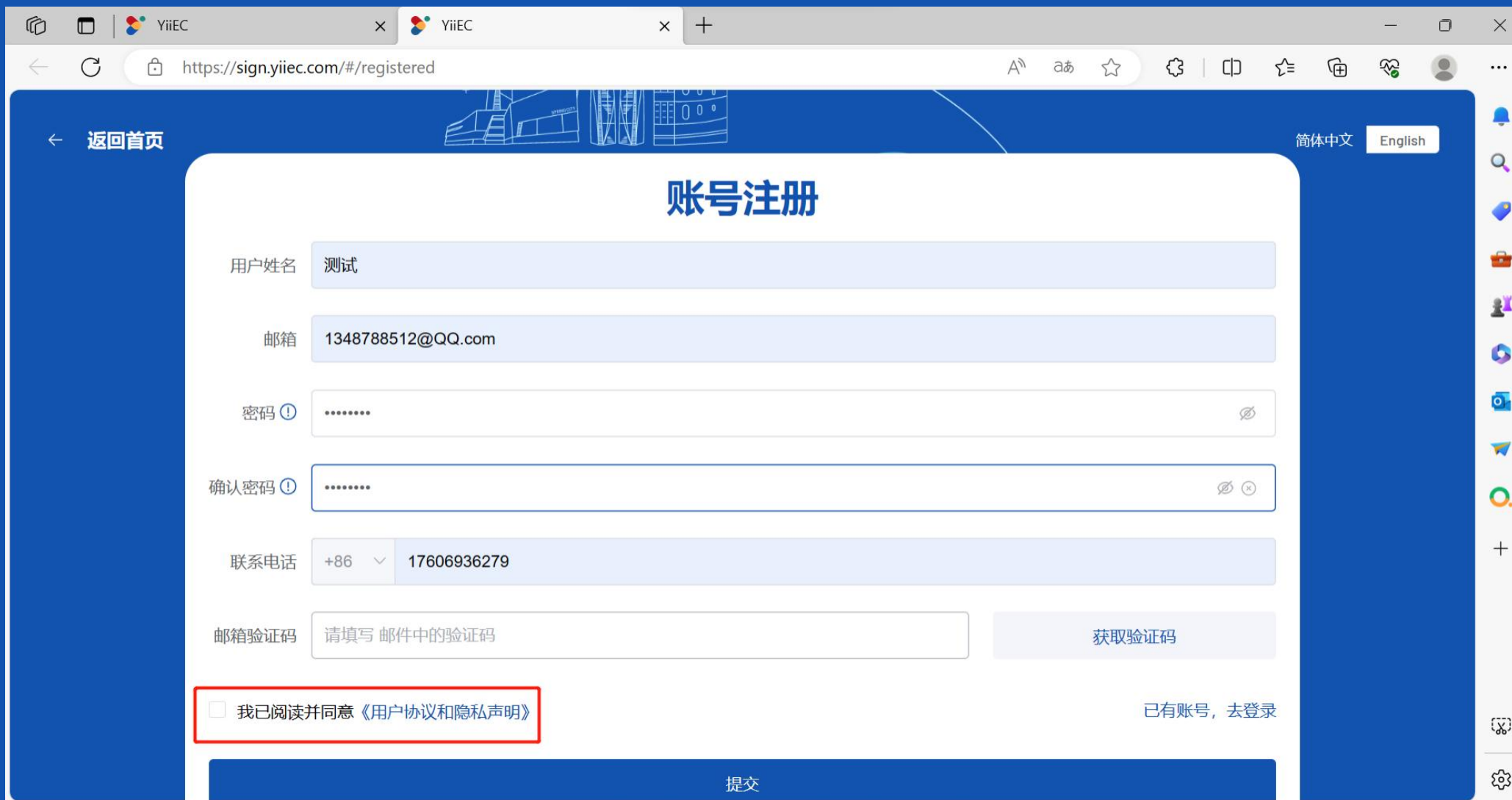
密码
请填写 密码

图形验证码
请填写右侧图型上的验证码 

记住我 [账号注册](#) [找回密码](#)

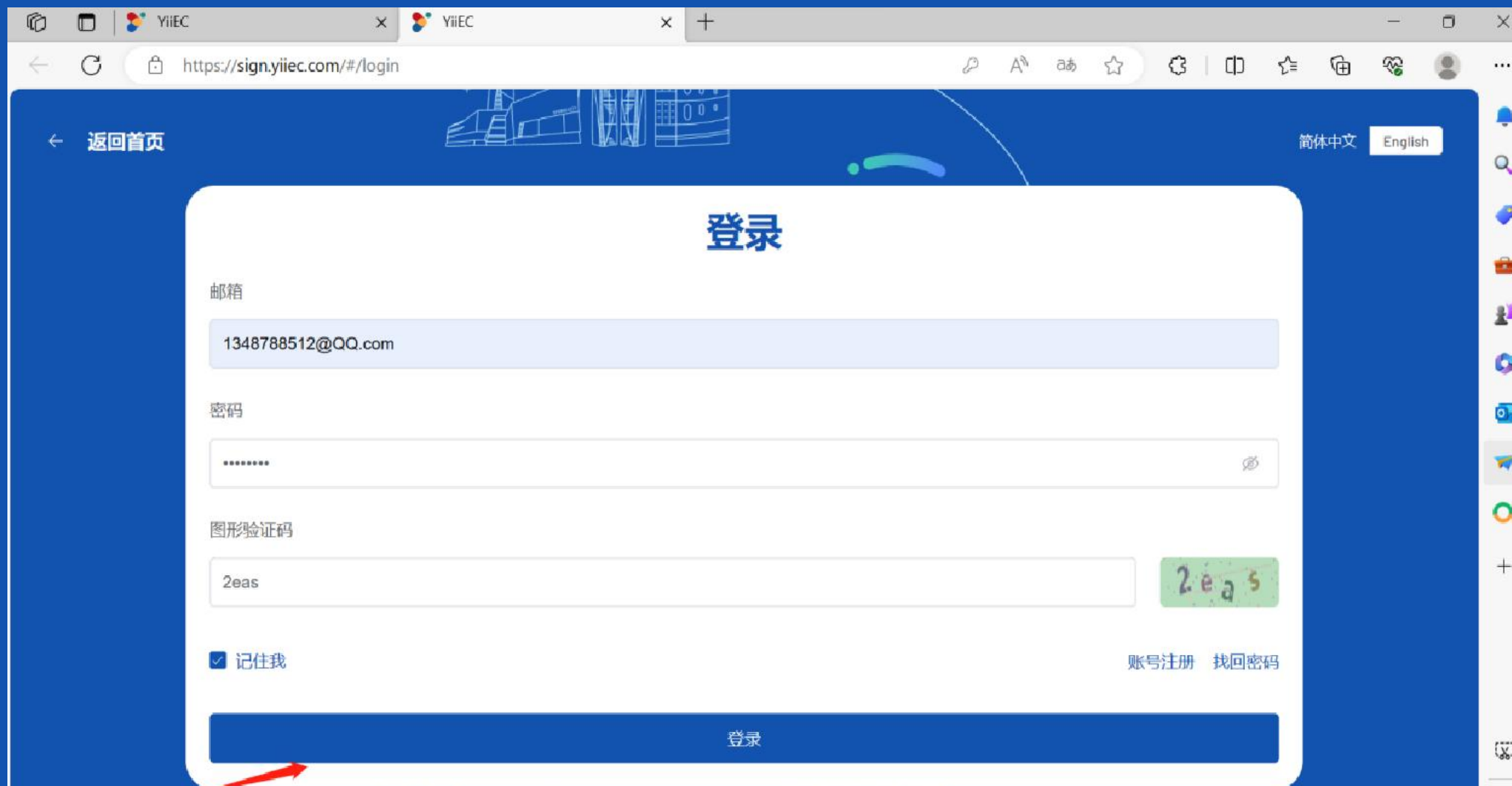
登录

填写完所有注册所需信息后，勾选用户协议和点击提交，账号注册完成。



The screenshot shows a web browser window with two tabs open, both displaying the YiieC logo. The address bar shows the URL <https://sign.yiiec.com/#/registered>. The page content is in Chinese and features a registration form titled "账号注册" (Account Registration). The form includes fields for "用户姓名" (User Name) with the value "测试", "邮箱" (Email) with "1348788512@QQ.com", "密码" (Password) and "确认密码" (Confirm Password) both masked with dots, and "联系电话" (Contact Phone) with a dropdown set to "+86" and the number "17606936279". There is also a "邮箱验证码" (Email Verification Code) field with a placeholder "请填写 邮件中的验证码" and a "获取验证码" (Get Verification Code) button. At the bottom, there is a checkbox labeled "我已阅读并同意《用户协议和隐私声明》" (I have read and agree to the User Agreement and Privacy Statement), which is highlighted with a red box. To the right of this checkbox is the text "已有账号，去登录" (Already have an account, go to login). A "提交" (Submit) button is located at the bottom center of the form area. The page also has a navigation bar with "返回首页" (Return Home) and language options for "简体中文" (Simplified Chinese) and "English".

注册完成后跳转至登录页面，依次填写邮箱、密码和验证码后点击登录。



← 返回首页

简体中文 English

登录

邮箱

1348788512@QQ.com

密码

.....

图形验证码

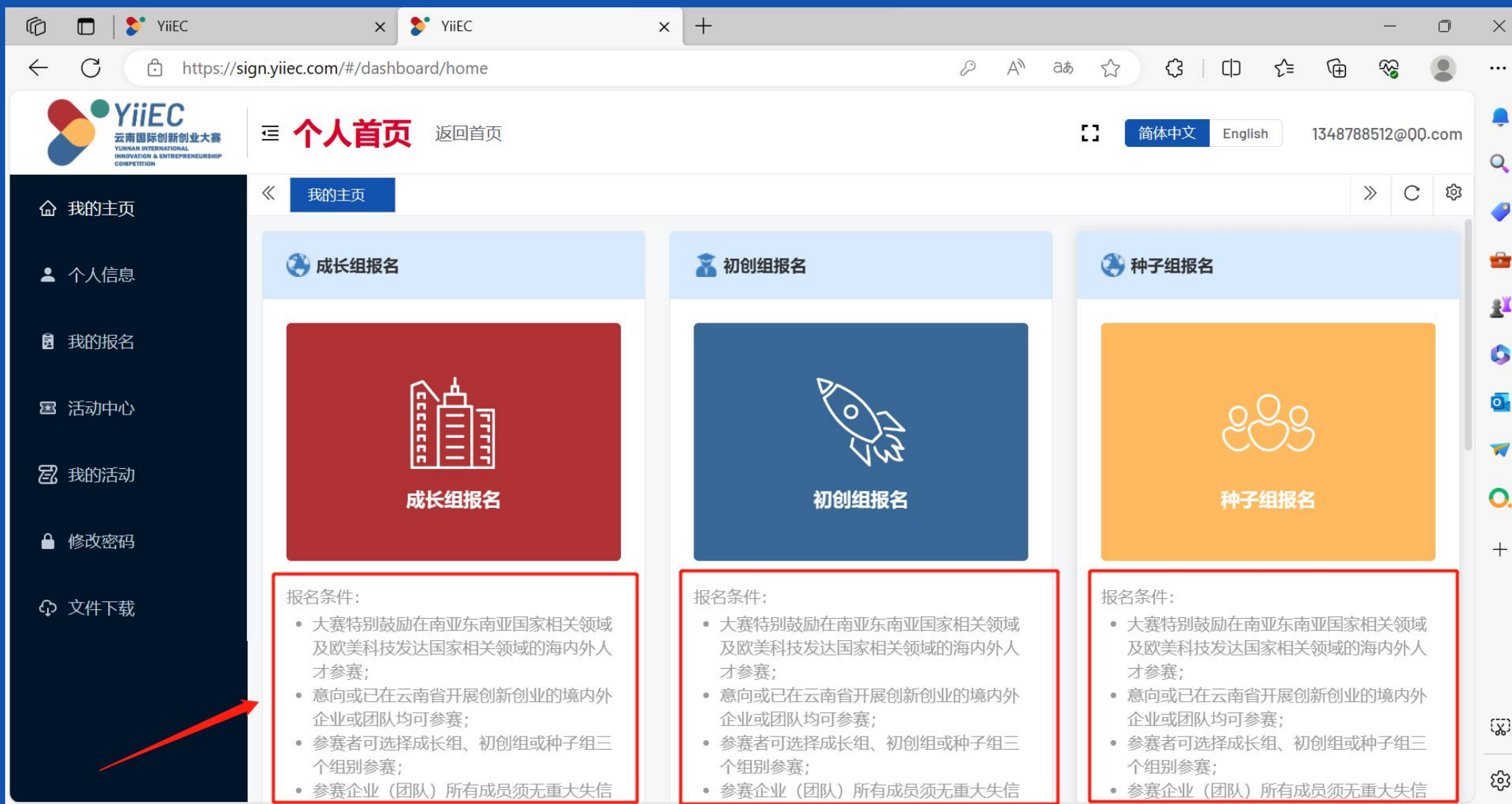
2eas

记住我

[账号注册](#) [找回密码](#)

登录

登录成功后进入报名页面，对照每一组别报名条件，选择合适自己的组别报名。



The screenshot shows the registration dashboard for the YiIEC competition. The page is titled "个人首页" (Personal Homepage) and includes a navigation menu on the left with options like "我的主页" (My Home), "个人信息" (Personal Information), "我的报名" (My Registration), "活动中心" (Activity Center), "我的活动" (My Activities), "修改密码" (Change Password), and "文件下载" (File Download). The main content area is divided into three columns for different registration categories: "成长组报名" (Growth Group Registration), "初创组报名" (Startup Group Registration), and "种子组报名" (Seed Group Registration). Each category has a corresponding icon and a list of registration conditions. A red arrow points to the "成长组报名" section.

成长组报名

报名条件:

- 大赛特别鼓励在南亚东南亚国家相关领域及欧美科技发达国家相关领域的海内外人才参赛;
- 意向或已在云南省开展创新创业的境内外企业或团队均可参赛;
- 参赛者可选择成长组、初创组或种子组三个组别参赛;
- 参赛企业(团队)所有成员须无重大失信

初创组报名

报名条件:

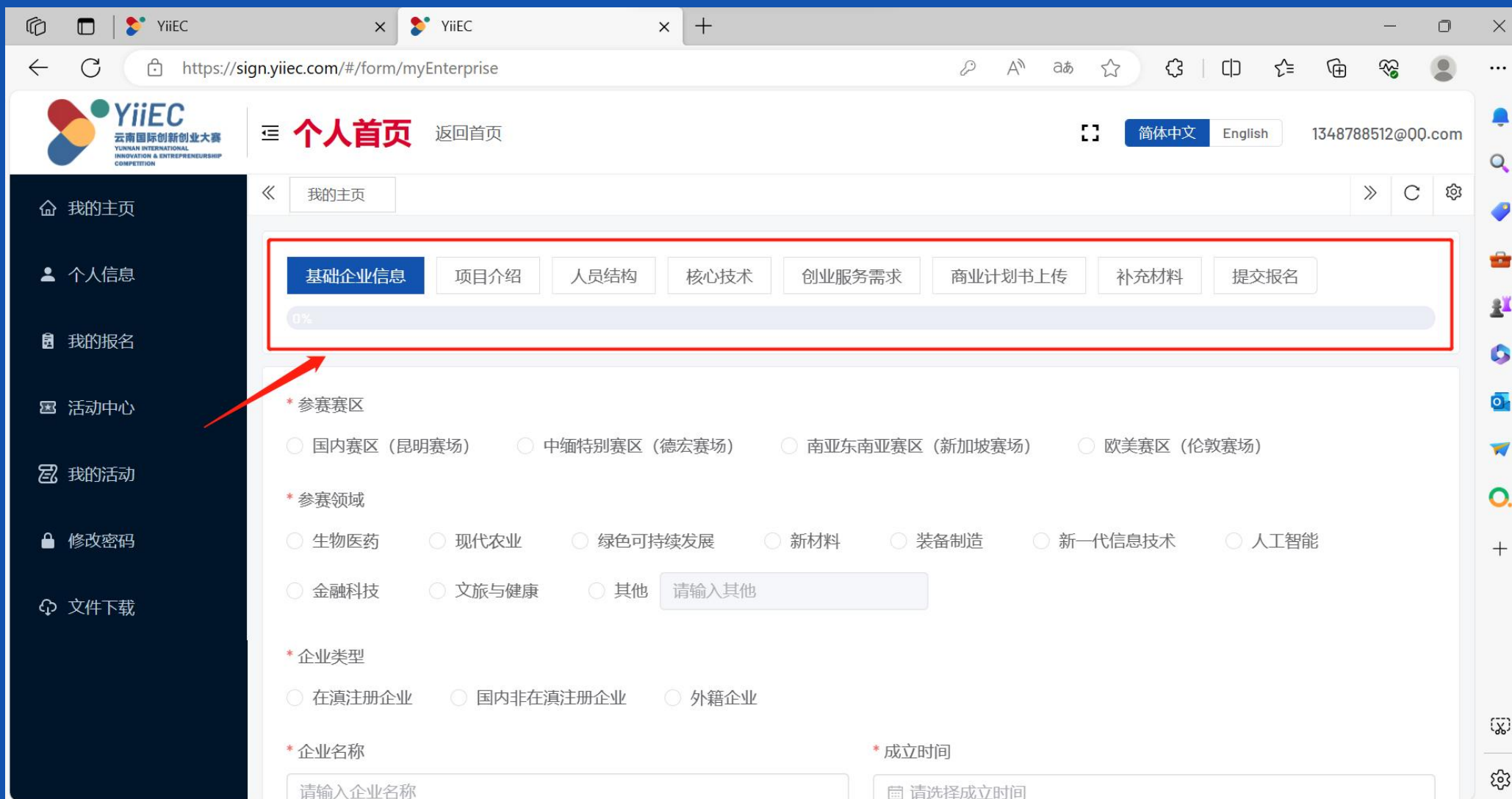
- 大赛特别鼓励在南亚东南亚国家相关领域及欧美科技发达国家相关领域的海内外人才参赛;
- 意向或已在云南省开展创新创业的境内外企业或团队均可参赛;
- 参赛者可选择成长组、初创组或种子组三个组别参赛;
- 参赛企业(团队)所有成员须无重大失信

种子组报名

报名条件:

- 大赛特别鼓励在南亚东南亚国家相关领域及欧美科技发达国家相关领域的海内外人才参赛;
- 意向或已在云南省开展创新创业的境内外企业或团队均可参赛;
- 参赛者可选择成长组、初创组或种子组三个组别参赛;
- 参赛企业(团队)所有成员须无重大失信

点击成长组，需要填写的所有相关信息如下。



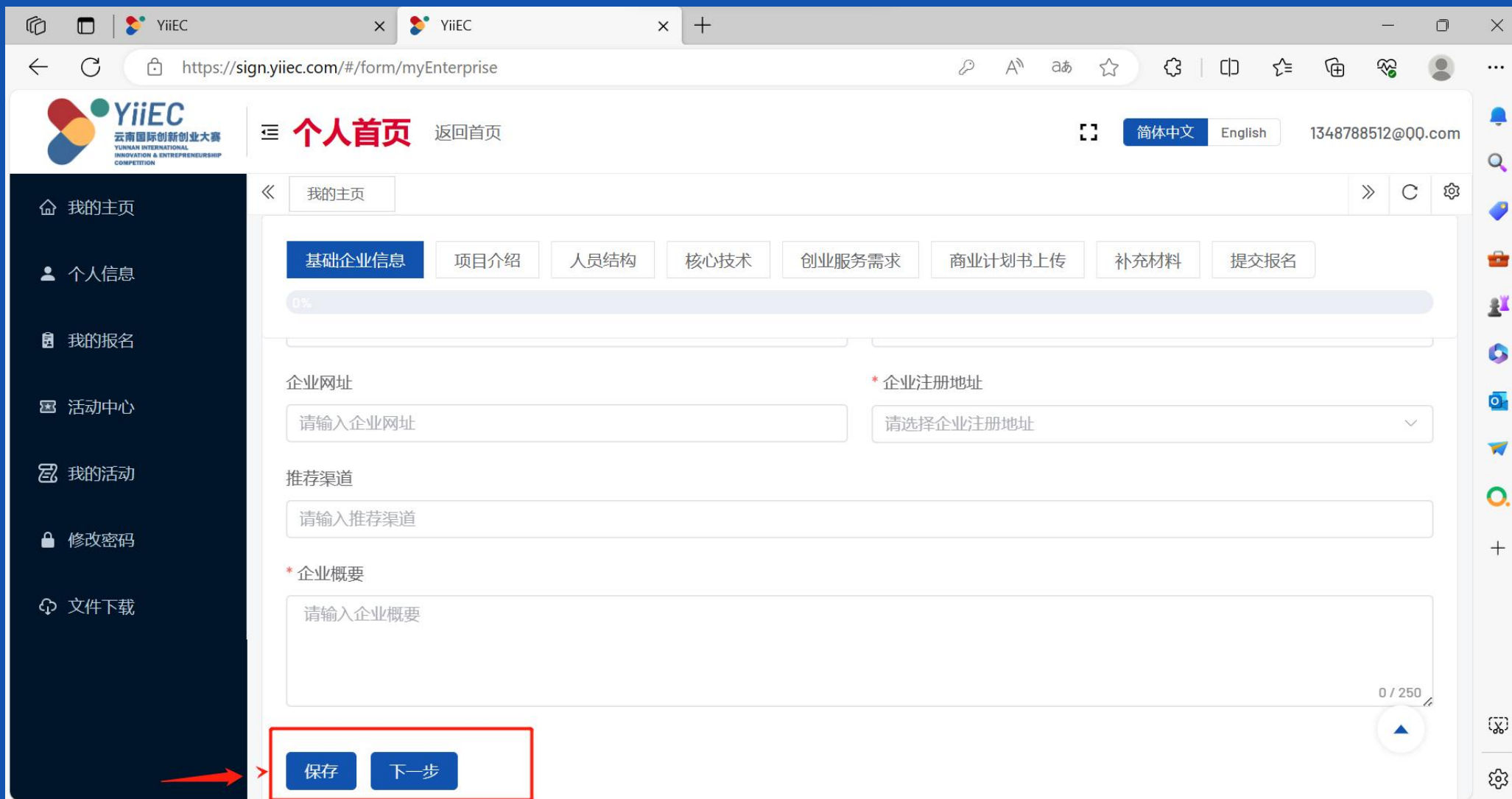
The screenshot shows a web browser window with the URL <https://sign.yiiec.com/#/form/myEnterprise>. The page header includes the YiIEC logo, a navigation menu with '个人首页' (Personal Home) and '返回首页' (Return Home), and language options for '简体中文' (Simplified Chinese) and 'English'. The user's email address '1348788512@QQ.com' is displayed in the top right.

The main content area is titled '我的主页' (My Home) and features a progress bar at 0%. A red box highlights a navigation menu with the following items: '基础企业信息' (Basic Enterprise Information), '项目介绍' (Project Introduction), '人员结构' (Personnel Structure), '核心技术' (Core Technology), '创业服务需求' (Entrepreneurial Service Needs), '商业计划书上传' (Business Plan Upload), '补充材料' (Supplementary Materials), and '提交报名' (Submit Registration). A red arrow points from the '基础企业信息' tab to the form below.

The form contains the following sections:

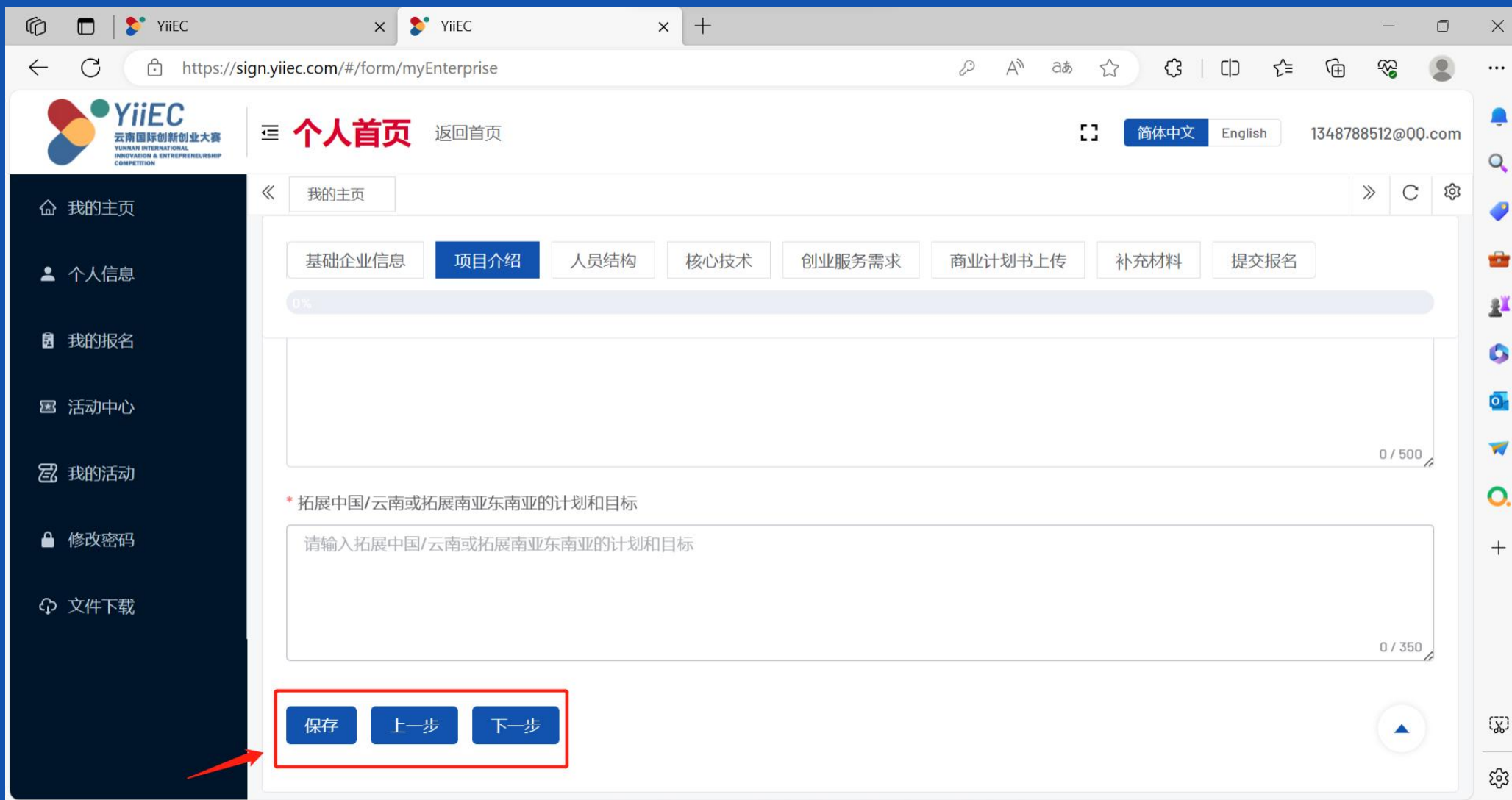
- * 参赛赛区** (Competition Area): Radio buttons for '国内赛区 (昆明赛场)' (Domestic Area - Kunming Venue), '中缅特别赛区 (德宏赛场)' (China-Burma Special Area - Dehong Venue), '南亚东南亚赛区 (新加坡赛场)' (South Asia Southeast Asia Area - Singapore Venue), and '欧美赛区 (伦敦赛场)' (Europe/America Area - London Venue).
- * 参赛领域** (Competition Field): Radio buttons for '生物医药' (Biomedicine), '现代农业' (Modern Agriculture), '绿色可持续发展' (Green Sustainable Development), '新材料' (New Materials), '装备制造' (Equipment Manufacturing), '新一代信息技术' (Next-Generation Information Technology), and '人工智能' (Artificial Intelligence). There is also an '其他' (Other) option with a text input field '请输入其他' (Please enter other).
- * 企业类型** (Enterprise Type): Radio buttons for '在滇注册企业' (Registered in Yunnan), '国内非在滇注册企业' (Registered in China, not in Yunnan), and '外籍企业' (Foreign Enterprise).
- * 企业名称** (Enterprise Name): A text input field with the placeholder '请输入企业名称' (Please enter the enterprise name).
- * 成立时间** (Establishment Time): A dropdown menu with the placeholder '请选择成立时间' (Please select establishment time).

企业基础信息包括基本信息、赛区选择、行业领域和法人基本信息等，注意实时保存。



The screenshot shows a web browser window with the URL <https://sign.yiiec.com/#/form/myEnterprise>. The page features a dark blue sidebar on the left with navigation options: 我的主页, 个人信息, 我的报名, 活动中心, 我的活动, 修改密码, and 文件下载. The main content area is titled '个人首页' and includes a progress bar at 0%. Below the progress bar are several tabs: 基础企业信息 (highlighted), 项目介绍, 人员结构, 核心技术, 创业服务需求, 商业计划书上传, 补充材料, and 提交报名. The form fields include: '企业网址' (input field), '* 企业注册地址' (dropdown menu), '推荐渠道' (input field), and '* 企业概要' (text area with a 0/250 character count). At the bottom, there are two buttons: '保存' (Save) and '下一步' (Next Step), which are highlighted with a red box and an arrow pointing from the sidebar.

项目介绍包括项目基本情况填写、年度计划和发展目标等，注意实时保存。



YiIEC 个人首页 返回首页

简体中文 English 1348788512@QQ.com

我的主页

基础企业信息 项目介绍 人员结构 核心技术 创业服务需求 商业计划书上传 补充材料 提交报名

0%

* 拓展中国/云南或拓展南亚东南亚的计划和目标

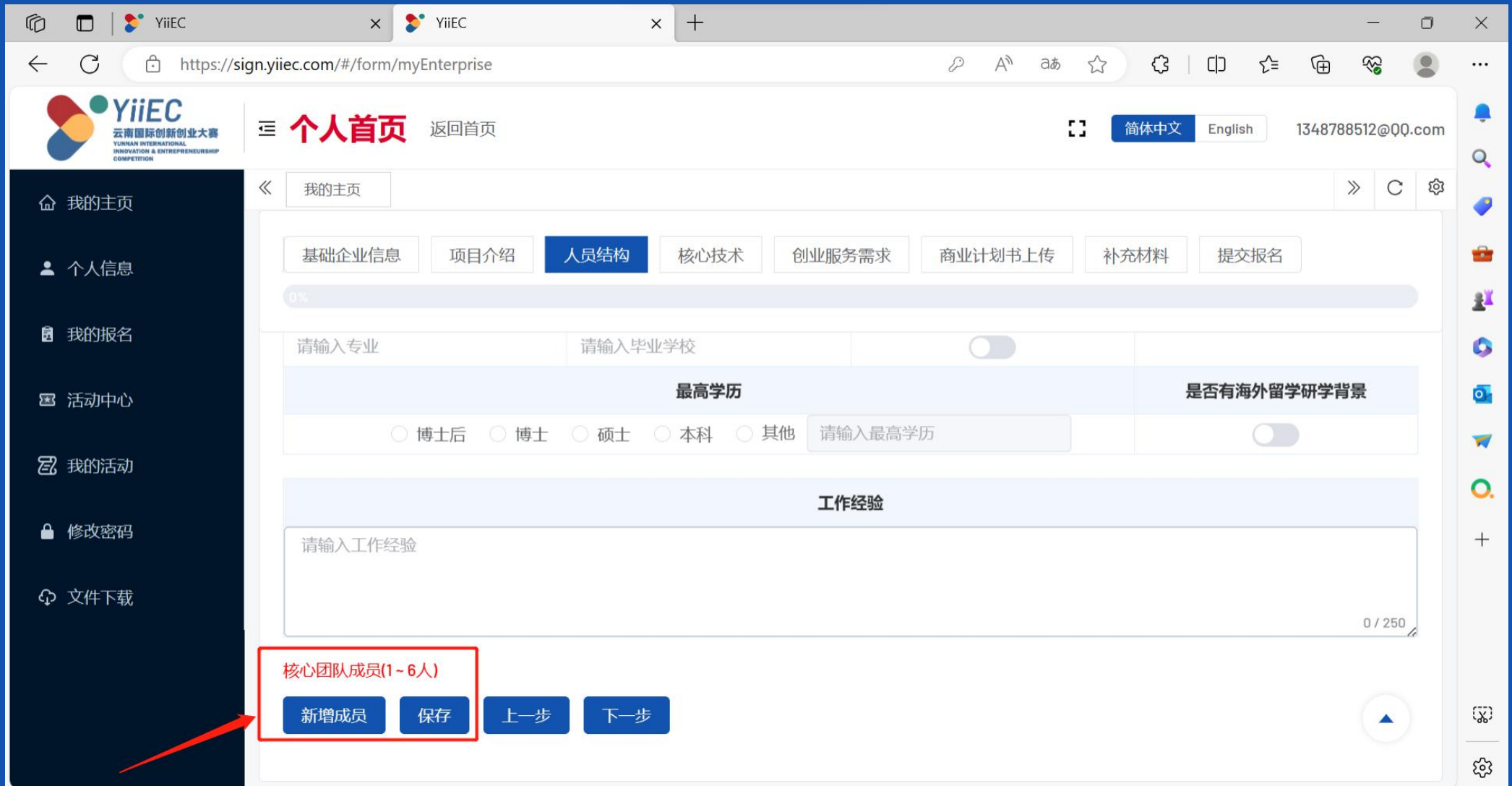
请输入拓展中国/云南或拓展南亚东南亚的计划和目标

0 / 500

0 / 350

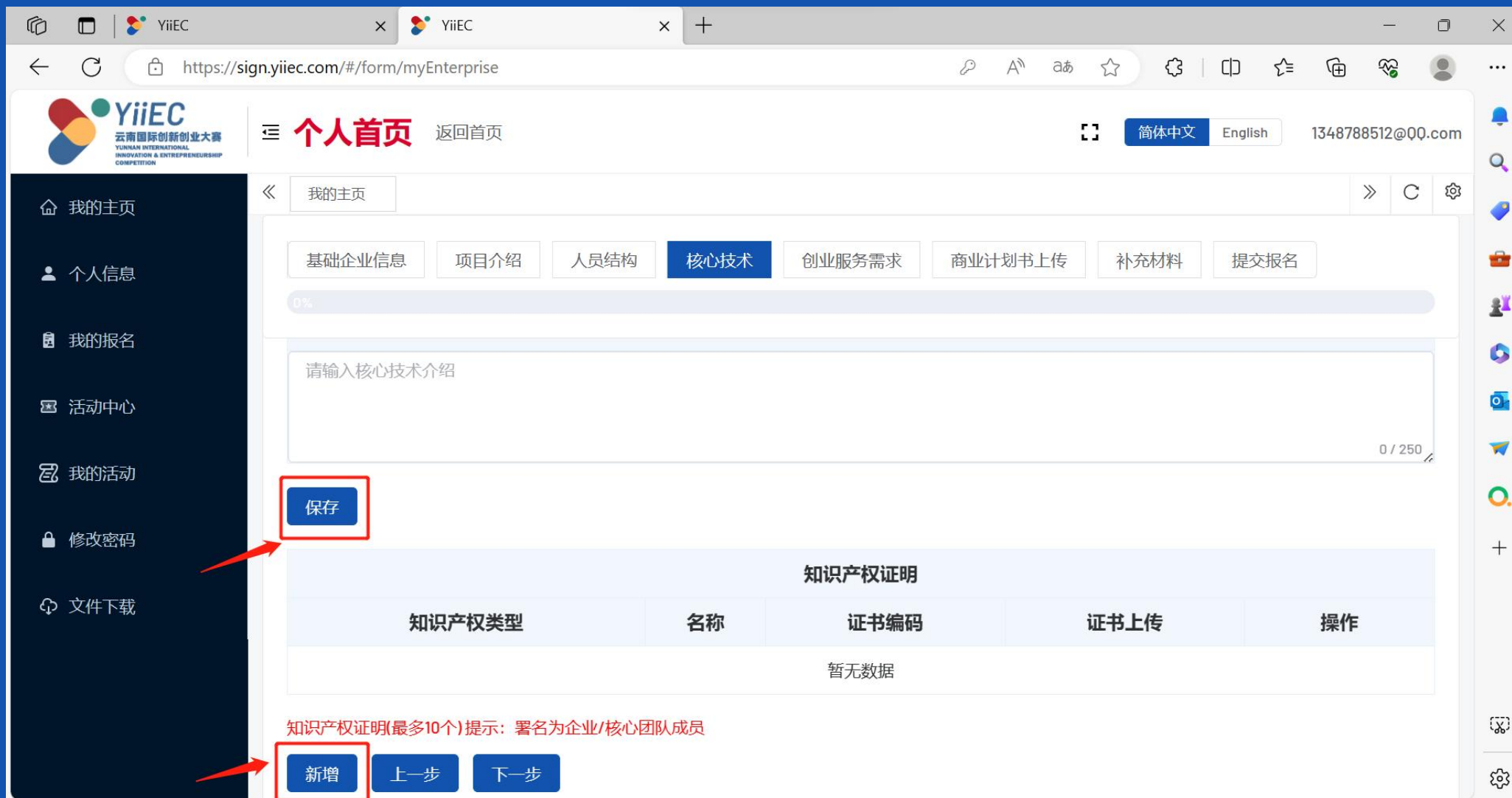
保存 上一步 下一步

人员结构包括法人基本信息和团队成员相关信息填写，点击新增成员可以再增加成员信息（最多6位），注意实时保存。



The screenshot shows a web browser window with the URL <https://sign.yiiec.com/#/form/myEnterprise>. The page is titled "个人首页" (Personal Home) and features a navigation menu on the left with options like "我的主页", "个人信息", "我的报名", "活动中心", "我的活动", "修改密码", and "文件下载". The main content area is divided into several sections: "基础企业信息", "项目介绍", "人员结构" (highlighted), "核心技术", "创业服务需求", "商业计划书上传", "补充材料", and "提交报名". The "人员结构" section includes a progress bar at 0%, input fields for "请输入专业" and "请输入毕业学校", a "最高学历" (Highest Education) section with radio buttons for "博士后", "博士", "硕士", "本科", and "其他", and a "是否有海外留学研学背景" (Whether there is a background of overseas study or research) section with a toggle switch. Below these is a "工作经验" (Work Experience) section with a text input field. At the bottom, a red box highlights the "核心团队成员(1~6人)" (Core Team Members (1-6 people)) section, which contains a "新增成员" (Add Member) button, a "保存" (Save) button, and "上一步" (Previous Step) and "下一步" (Next Step) buttons. A red arrow points from the "新增成员" button to the left sidebar.

核心技术包括团队所得的知识产权和专利，填写完点击新增上传下一项（最多10项），注意实时保存。



YiIEC 个人首页 返回首页

简体中文 English 1348788512@QQ.com

我的主页

基础企业信息 项目介绍 人员结构 **核心技术** 创业服务需求 商业计划书上传 补充材料 提交报名

0%

请输入核心技术介绍

0 / 250

保存

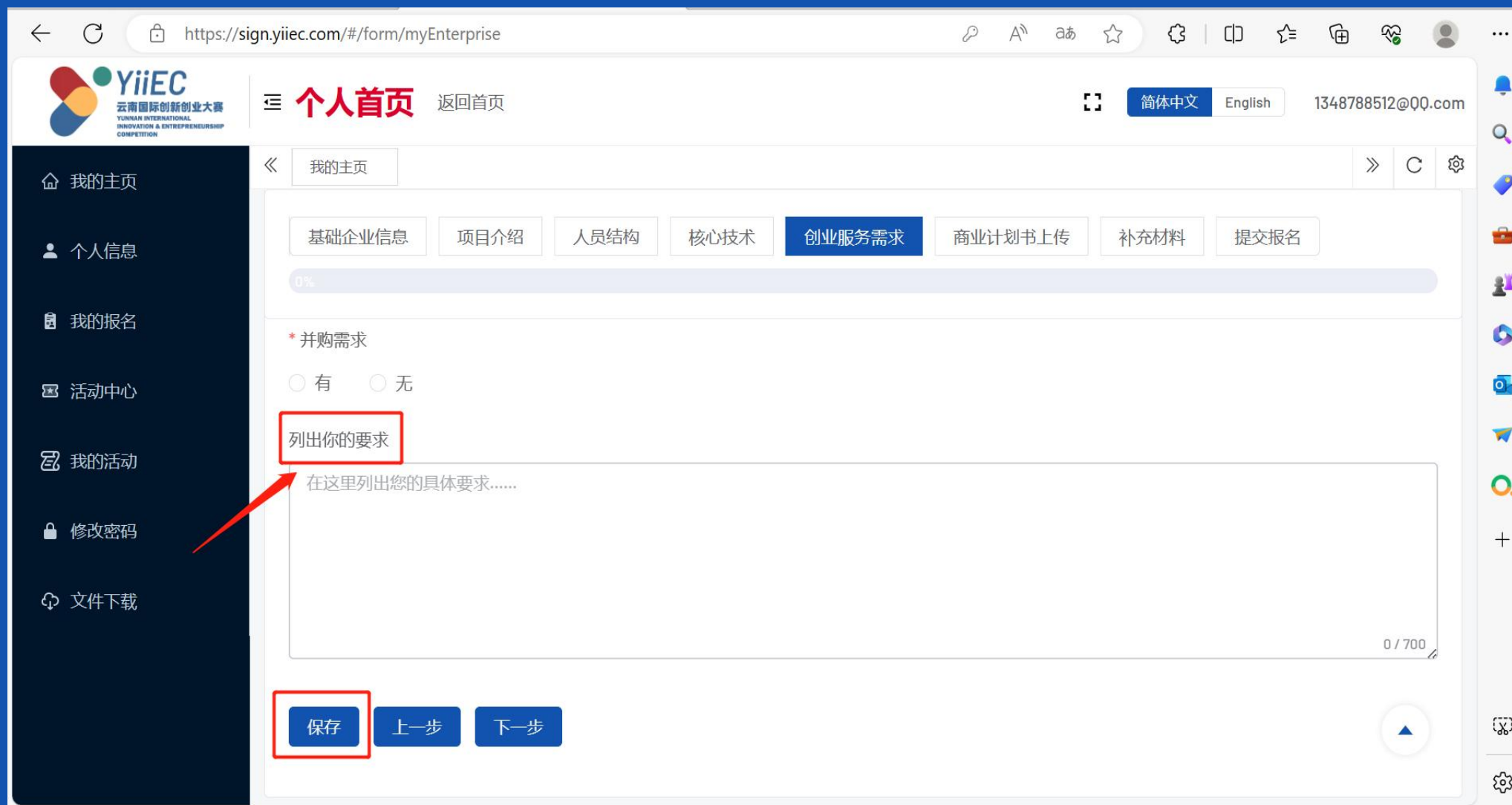
知识产权证明

知识产权类型	名称	证书编码	证书上传	操作
暂无数据				

知识产权证明(最多10个)提示：署名为企业/核心团队成员

新增 上一步 下一步

服务需求就是参赛目的，想通过大赛得到融资还是政策支持等，也可直接填写，注意实时保存。



The screenshot shows a web browser window with the URL <https://sign.yiiec.com/#/form/myEnterprise>. The page header includes the YiieC logo, a navigation menu with '个人首页' (Personal Home) and '返回首页' (Return Home), and language options for '简体中文' (Simplified Chinese) and 'English'. The user's email address '1348788512@QQ.com' is displayed in the top right.

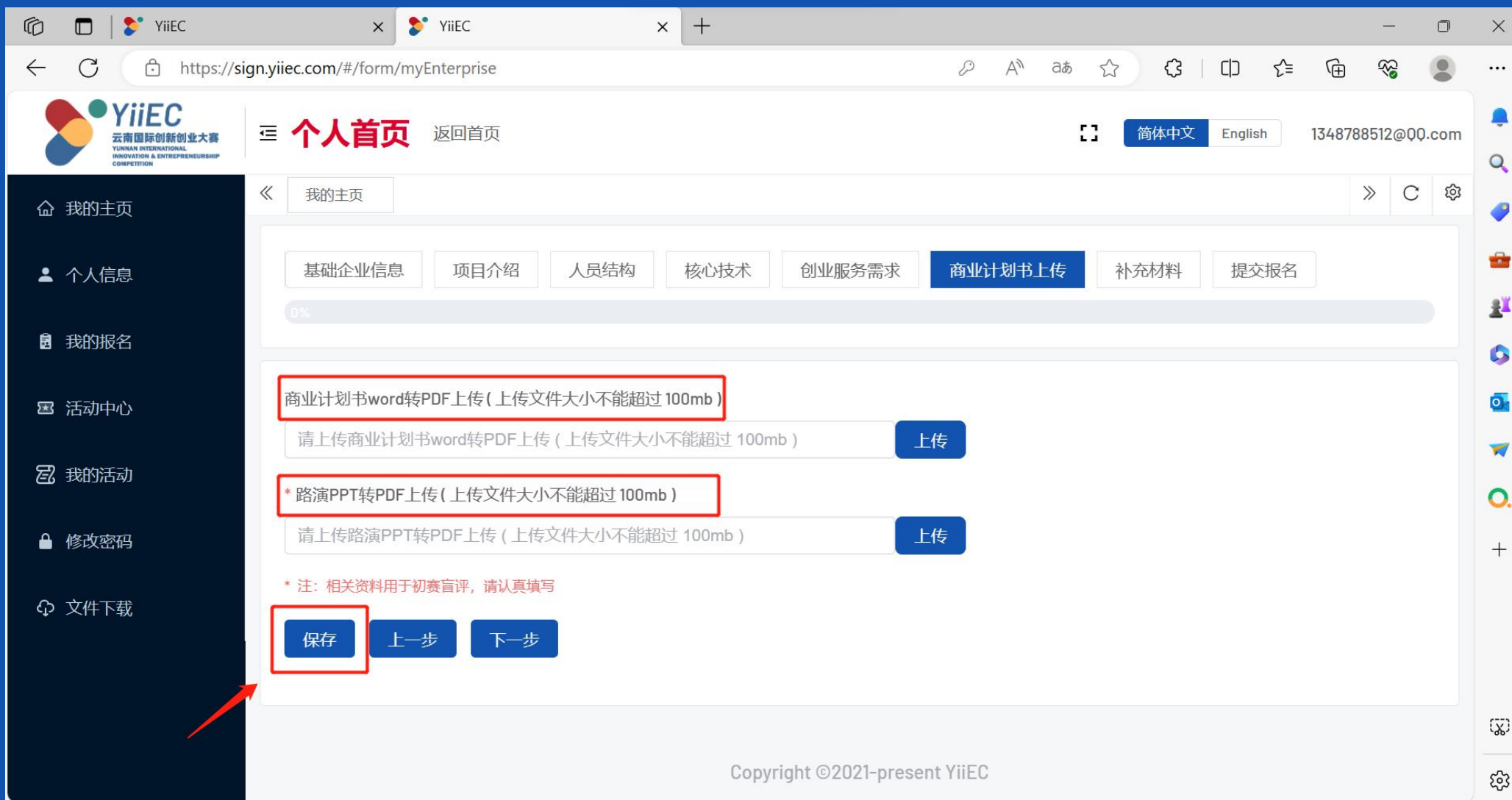
The main content area is titled '我的主页' (My Home) and features a progress bar at 0%. Below the progress bar are several tabs: '基础企业信息' (Basic Company Information), '项目介绍' (Project Introduction), '人员结构' (Personnel Structure), '核心技术' (Core Technology), '创业服务需求' (Entrepreneurial Service Needs), '商业计划书上传' (Business Plan Upload), '补充材料' (Supplementary Materials), and '提交报名' (Submit Registration). The '创业服务需求' tab is currently selected.

Under the '创业服务需求' tab, there is a section for '* 并购需求' (Mergers and Acquisitions Needs) with radio buttons for '有' (Yes) and '无' (No). Below this is a text input field with the placeholder text '列出你的要求' (List your requirements) and '在这里列出您的具体要求.....' (List your specific requirements here.....). A red box highlights the text input field, and a red arrow points to it from the left sidebar.

The left sidebar contains a navigation menu with the following items: '我的主页' (My Home), '个人信息' (Personal Information), '我的报名' (My Registration), '活动中心' (Activity Center), '我的活动' (My Activities), '修改密码' (Change Password), and '文件下载' (File Download).

At the bottom of the form, there are three buttons: '保存' (Save), '上一步' (Previous Step), and '下一步' (Next Step). The '保存' button is highlighted with a red box. A character count '0 / 700' is visible in the bottom right corner of the text input field.

商业计划书和路演PPT上传需转换成PDF格式且大小不超过100M，注意实时保存。



YiIEC 云南国际创新创业大赛 YUNNAN INTERNATIONAL INNOVATION & ENTREPRENEURSHIP COMPETITION

个人首页 返回首页

简体中文 English 1348788512@QQ.com

我的主页

基础企业信息 项目介绍 人员结构 核心技术 创业服务需求 **商业计划书上传** 补充材料 提交报名

0%

商业计划书word转PDF上传 (上传文件大小不能超过 100mb)

请上传商业计划书word转PDF上传 (上传文件大小不能超过 100mb) **上传**

* 路演PPT转PDF上传 (上传文件大小不能超过 100mb)

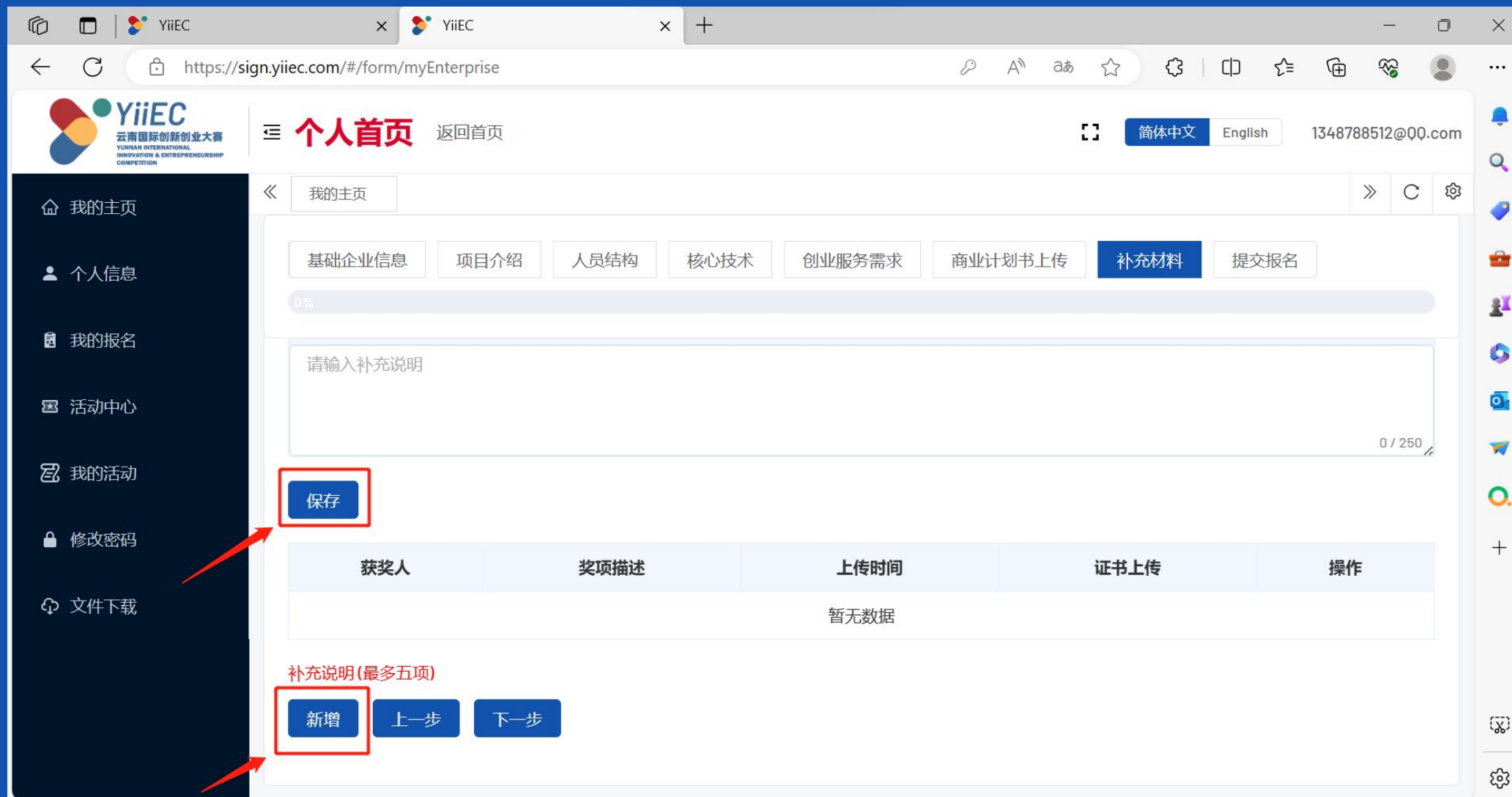
请上传路演PPT转PDF上传 (上传文件大小不能超过 100mb) **上传**

* 注: 相关资料用于初赛盲评, 请认真填写

保存 **上一步** **下一步**

Copyright ©2021-present YiIEC

前几项信息都填写完成后还有需要补充的可以在此界面上传（最多5项），注意实时保存。



YiIEC 个人首页 返回首页

简体中文 English 1348788512@QQ.com

我的主页

基础企业信息 项目介绍 人员结构 核心技术 创业服务需求 商业计划书上传 补充材料 提交报名

0%

请输入补充说明 0 / 250

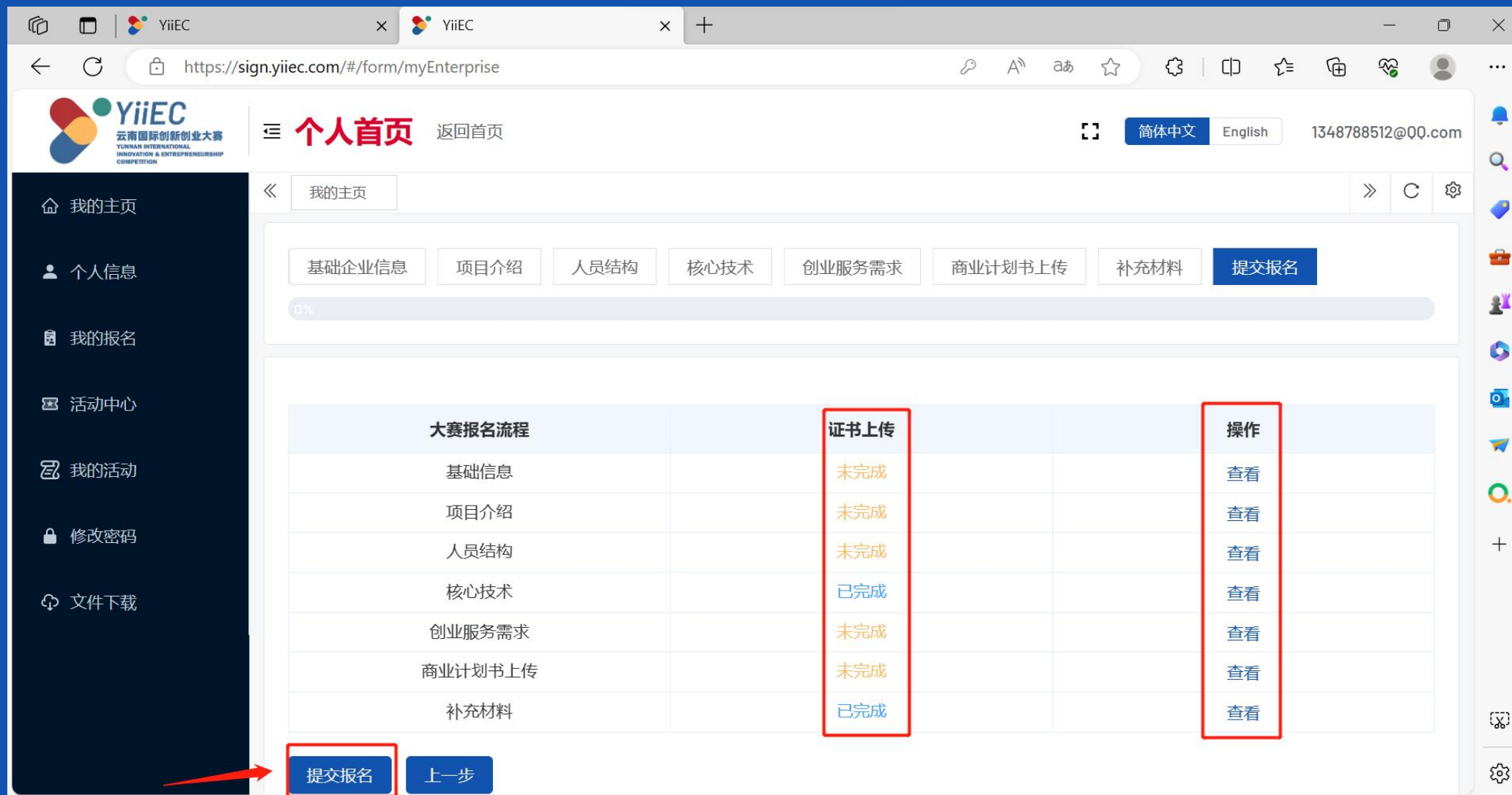
保存

获奖人	奖项描述	上传时间	证书上传	操作
暂无数据				

补充说明(最多五项)

新增 上一步 下一步

全部填写完成后可以在提交报名页面查看状态和编辑修改，确认填写完成且无误后，点击提交报名，报名成功。



The screenshot shows a web browser window with the URL <https://sign.yiiec.com/#/form/myEnterprise>. The page header includes the YiieC logo, navigation links like '个人中心' (Personal Center) and '返回首页' (Return Home), and language options for '简体中文' (Simplified Chinese) and 'English'. The user's email is 1348788512@QQ.com.

The main content area features a progress bar at 0% and a series of buttons for different registration steps: '基础企业信息' (Basic Enterprise Information), '项目介绍' (Project Introduction), '人员结构' (Personnel Structure), '核心技术' (Core Technology), '创业服务需求' (Entrepreneurial Service Needs), '商业计划书上传' (Business Plan Upload), '补充材料' (Supplementary Materials), and '提交报名' (Submit Registration).

Below the progress bar is a table titled '大赛报名流程' (Competition Registration Process) with columns for '证书上传' (Certificate Upload) and '操作' (Action). The table shows the completion status for each step:

大赛报名流程	证书上传	操作
基础信息	未完成	查看
项目介绍	未完成	查看
人员结构	未完成	查看
核心技术	已完成	查看
创业服务需求	未完成	查看
商业计划书上传	未完成	查看
补充材料	已完成	查看

At the bottom of the page, there are two buttons: '提交报名' (Submit Registration) and '上一步' (Previous Step). A red arrow points to the '提交报名' button.